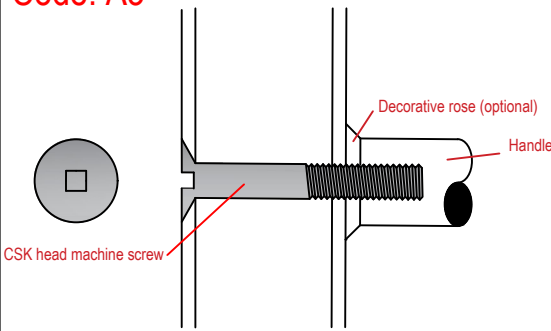


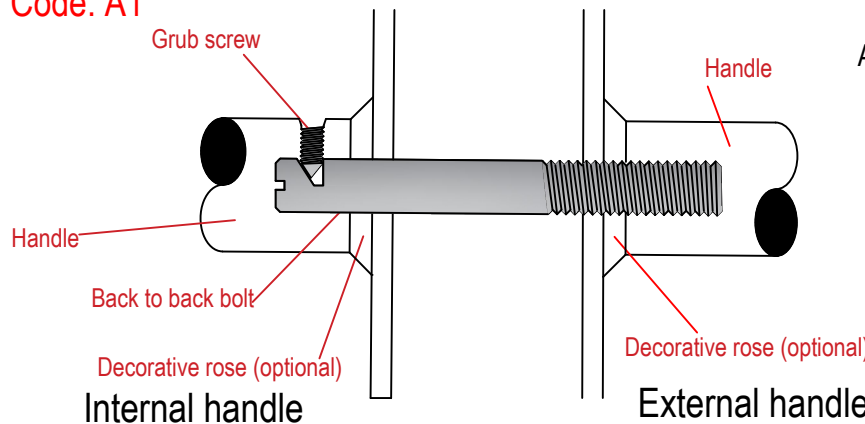
# Aluminium / timber door handle fixing options

**Code: A3**



A3 - CSK head machine screw for bolt through fixing single handle.  
Thread = M12  
Hole prep = 13mm dia  
PLEASE SPECIFY DOOR THICKNESS AT TIME OF ORDER

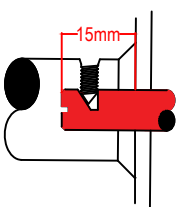
**Code: A1**



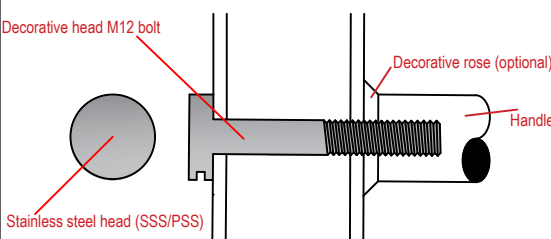
A1 - Back to back fixing for aluminium doors 30mm to 65mm thick.  
A1.125 Back to back fixing for aluminium doors 66mm to 90mm thick.  
Thread = M12 (M6 grub screw)  
Hole Prep = 13mm dia.

**IMPORTANT FITTING INFORMATION**

To ensure correct fitment of back to back handles, the grub screw on the internal handle must hit the top of the slope on the fixing bolt. **As the grub screw is tightened the handles will pull together towards each other and be tight against the door. The handles will be held under compression.** If the handles do not pull together the installation is incorrect.  
As a guide the bolt will protrude 15mm from the face of the door (or the face of the rose if used).

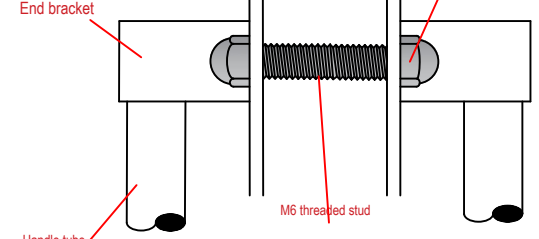


**Code: A4**



A4 - Stainless steel head decorative bolt for single side fixed handle.  
Thread M12  
Hole prep - 13mm dia.  
PLEASE SPECIFY DOOR THICKNESS AT TIME OF ORDER

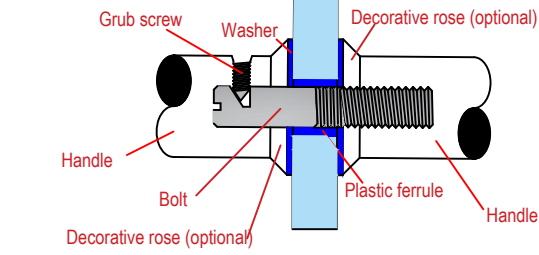
**Code: A7**



A7 (J6 Handles only) - handles fixed back to back by means of an M6 threaded stud secured with stainless steel dome nuts  
Thread M6  
Hole prep = 8mm dia  
PLEASE SPECIFY DOOR THICKNESS AT TIME OF ORDER

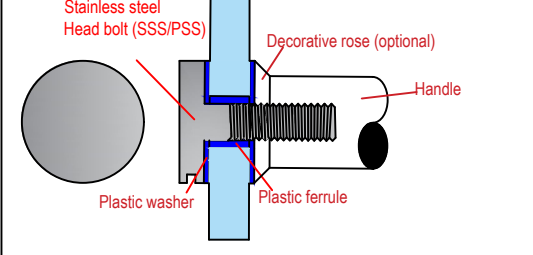
## Glass door handle fixing options

**Code: A2**



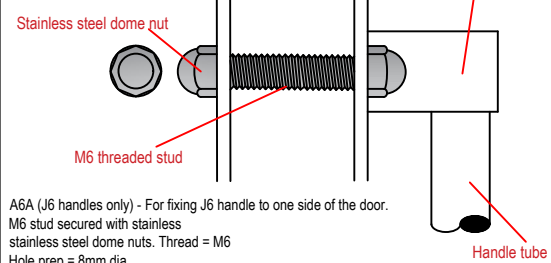
A2 - Back to back fixing for glass (AP) doors.  
Thread = M12 (M6 grub screw)  
Hole Prep = 18mm dia. (to incorporate nylon ferrule)  
PLEASE SPECIFY DOOR THICKNESS AT TIME OF ORDER

**Code: A5**



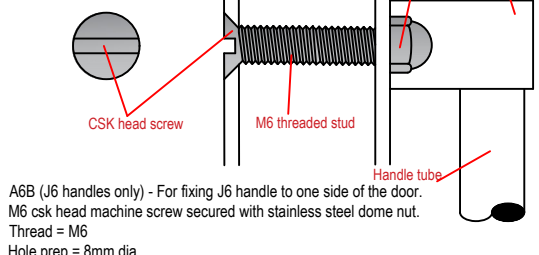
A5 - Stainless steel head decorative bolt for fixing single handles.  
Thread = M12  
Hole prep = 18mm dia (to incorporate nylon ferrule).

**Code: A6A**



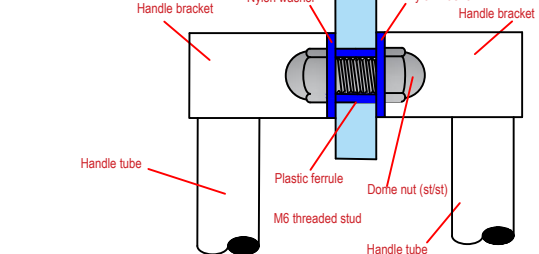
A6A (J6 handles only) - For fixing J6 handle to one side of the door.  
M6 stud secured with stainless steel dome nuts. Thread = M6  
Hole prep = 8mm dia

**Code: A6B**



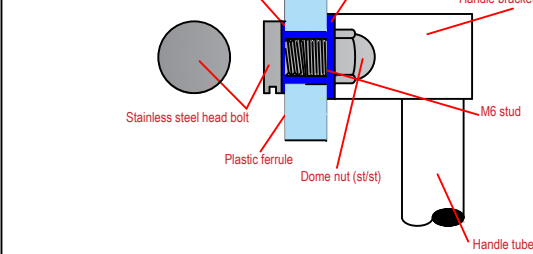
A6B (J6 handles only) - For fixing J6 handle to one side of the door.  
M6 csk head machine screw secured with stainless steel dome nut.  
Thread = M6  
Hole prep = 8mm dia

**Code: A8**



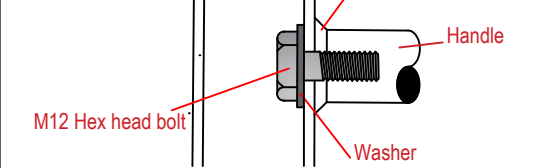
A8 (J6 handles only) - Stainless steel head decorative bolt for single side fixed handles.  
Thread M12  
Hole prep - 18mm dia.

**Code: A11**



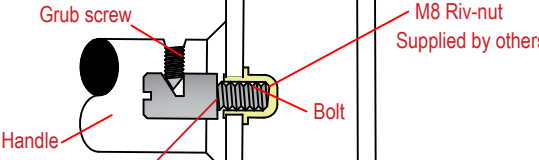
A11 (J6 handles only) - handles fixed back to back by means of an M6 threaded stud secured with stainless steel dome nuts  
Thread M6  
Hole prep = 18mm dia.

**Code: A9**



A9 - Single side (secret) fixing for use when bolt through fixing applications are not suitable i.e. when panic hardware is fitted to aluminium doors. Access to the glazing rebate is required prior to installation.  
Thread - M12  
Hole prep = 13mm dia

**Code: A12**



A12 - Single side fixing by means of M8 bolt screwed into riv-nut in metal door (M6 grub screw)  
(RIV-NUTS SUPPLIED BY OTHERS)

For handle care and maintenance information and details of our warranty please consult our website ([www.commercialhardware.co.uk](http://www.commercialhardware.co.uk)). Information and how to care for our handles will be sent with each order.

Scale: NTS	Date:	CC
Title: Handle fixing options		
Commercial Hardware Ltd. Unit 1C Neander, B79 7XA. Tel: 0333 355 3801 Email: <a href="mailto:sales@commercialhardware.co.uk">sales@commercialhardware.co.uk</a>		
Registered in England & Wales No. 09091342		